

How to Effectively Measure Your Loft Ready for our High Performance Insulation Solutions



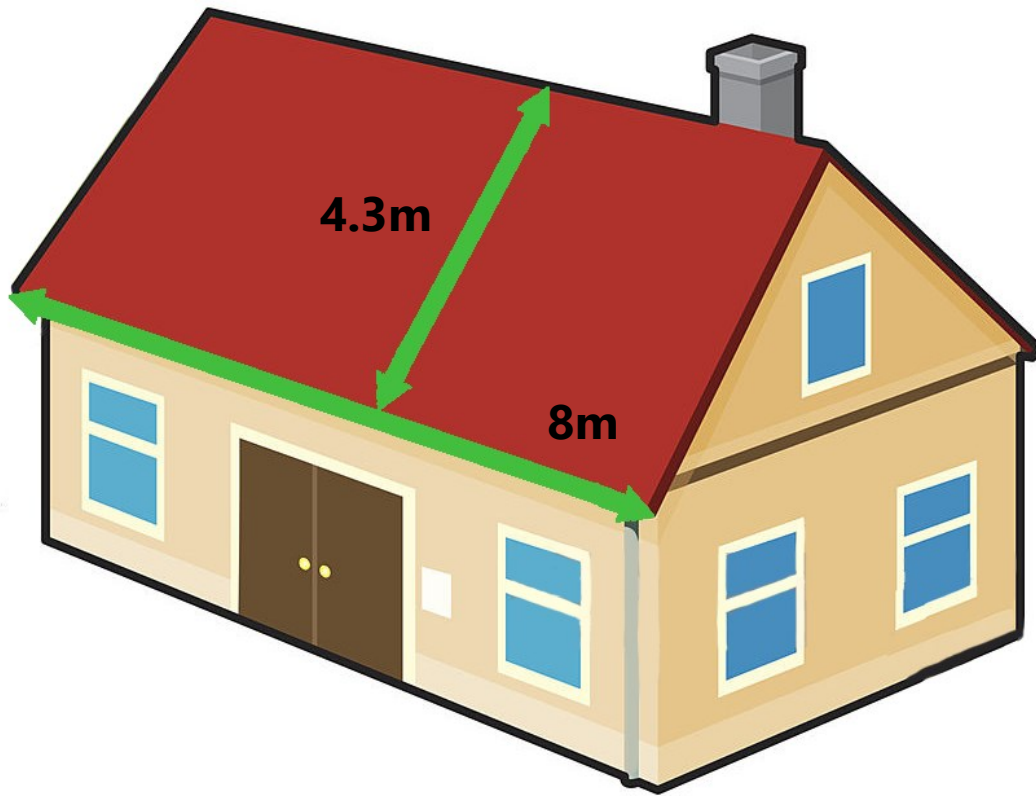
How to easily and effectively measure your loft ready for installing Multifoil Insulation Solutions. We will show you how to measure your;

- **Rafters / Pitched Roof**
- **Loft Floor / Joists**
- **Gable End**
- **Rafter Centres**

Multifoil-Insulation.com

0114 323 0012

Rafters / Pitched Roof



The easiest way to measure a Pitched roof is to measure the length and the height (Eaves to Ridge) of the internal loft space. You will then multiply this together. If your home has two sloping roof sections you will then multiply this by 2.

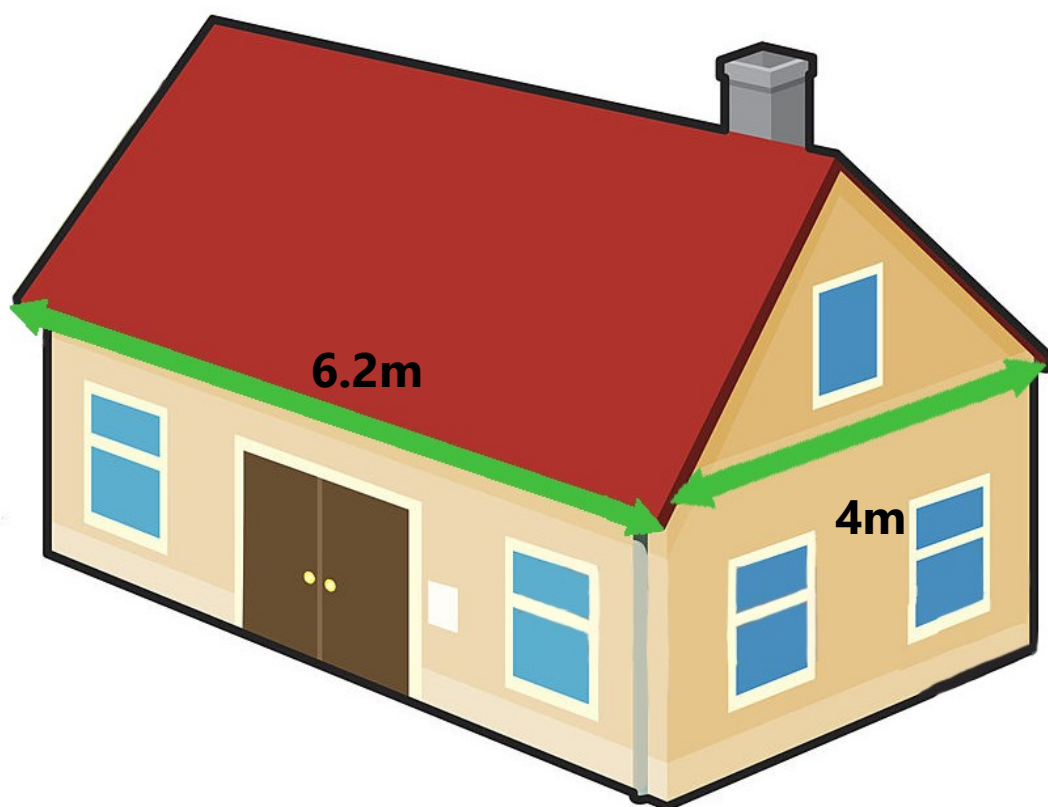
For example: if the length of the roof is 8m and the height is 4.3m the calculation is as follows;

$$8\text{m} \times 4.3\text{m} = 34.4\text{m}^2$$

$$34.4\text{m} \times 2 = 68.8\text{m}^2$$

Total square meterage: **86.8m²**

Loft Floor



To measure a loft floor you will take the length of the loft space, this is then multiplied by the width of the loft space to calculate the area. In this example the length of the loft is 6.2m and the width of the loft is 4m. The calculation is as follows;

$$6.2\text{m} \times 4\text{m} = \mathbf{24.8\text{m}^2}$$

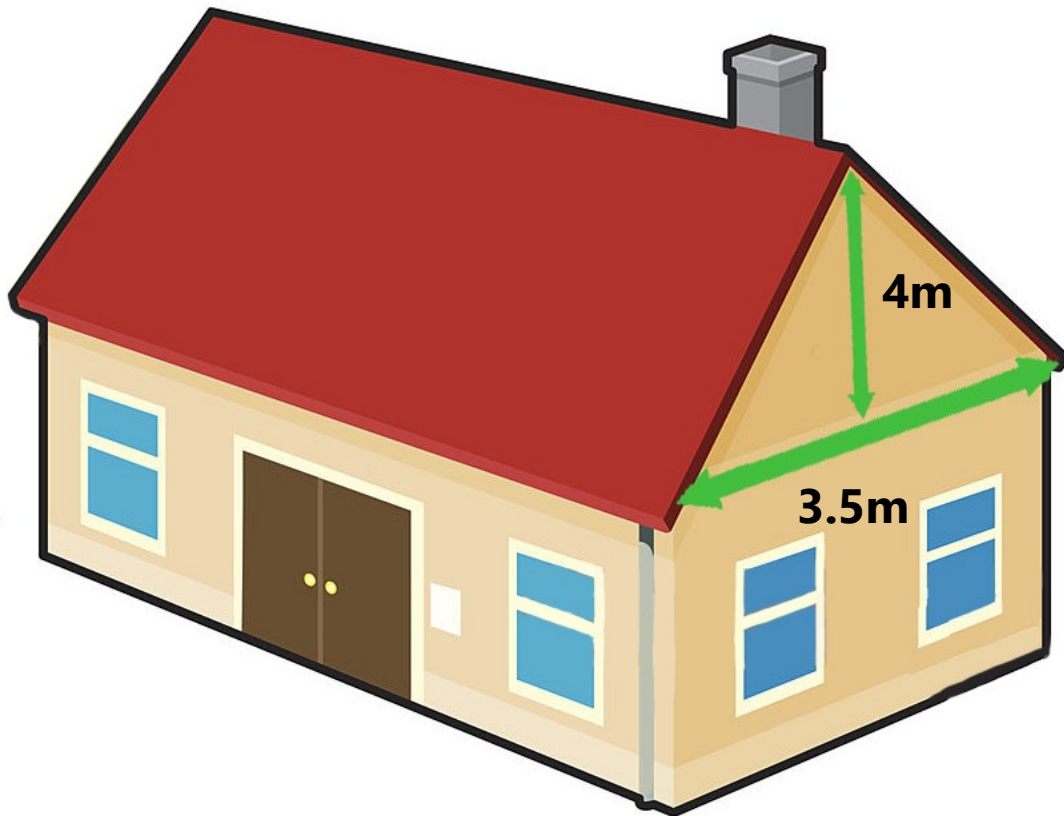
Multifoil-Insulation.com supply a Loft Floor Insulation Kit which includes a high performing MultiFoil Insulation, ThermaSeal Foil Joining Tape and a Heavy Duty Staple Gun and 5,000 14mm Staples. The perfect solution for insulating your home without using nasty fibre glass. See the link below;

www.multifoil-insulation.com/product/loft-floor-insulation-kit

Multifoil-Insulation.com

0114 323 0012

Gable End



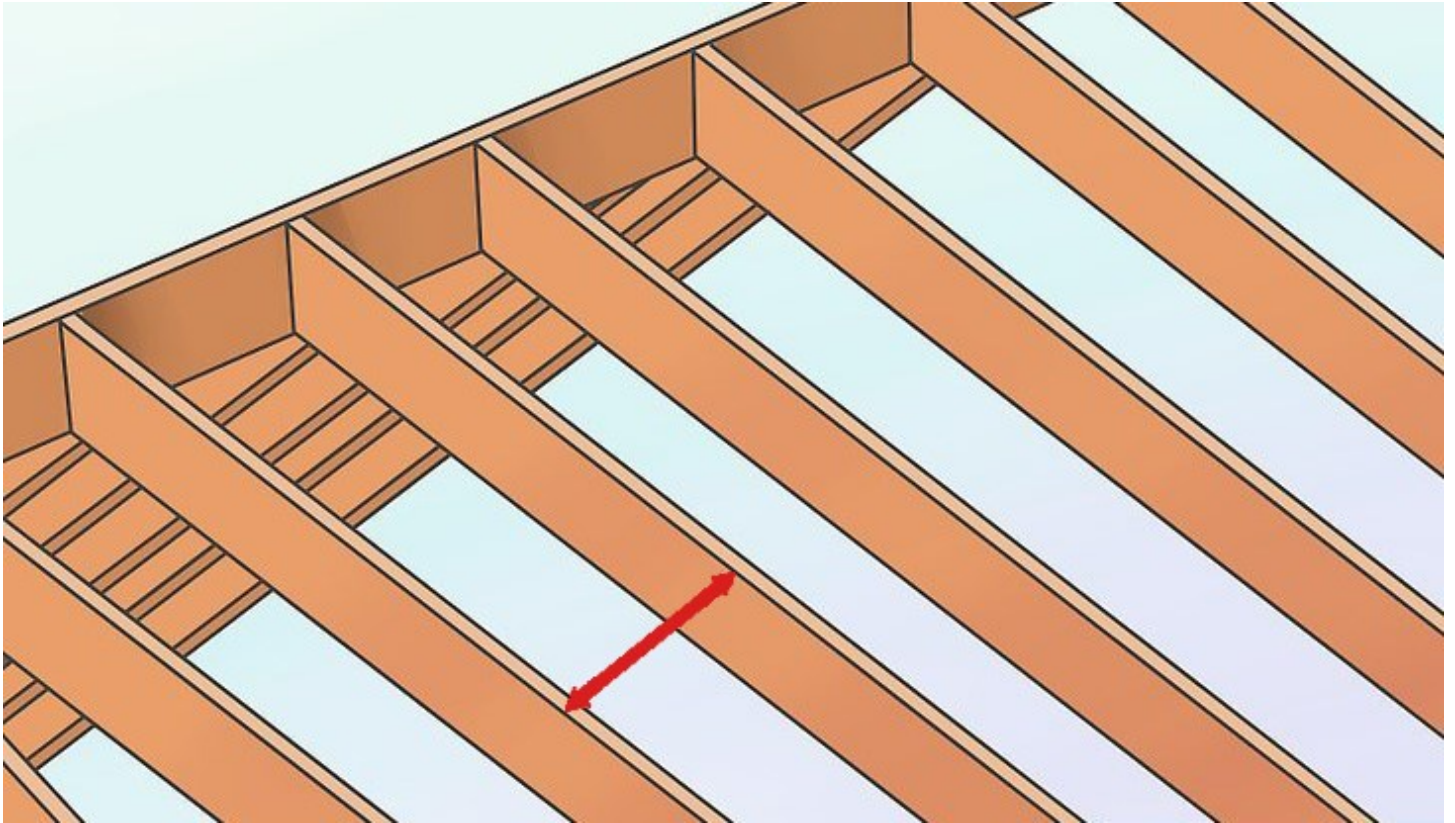
To measure a Gable End you will firstly calculate the width of the wall along the loft floor. You will then measure the height of the wall from the loft floor to the ridge. You will then need to multiply the two measurements together before dividing by 2. In this example the width of the wall is 3.5m and the height is 4m. The calculation is as follows;

$$3.5\text{m} \times 4\text{m} = 14$$

$$14\text{m} \div 2 = \mathbf{7\text{m}^2}$$

See our Fitting and Data Sheet to see how SuperQuilt is installed on walls — [SuperQuilt For Walls Data Sheet](#)

Rafter Centres



To accurately measure the centres of your rafters, start by measuring the left side of one rafter the left side of the next rafter along. Most common in pitched roofs is between 400mm and 600mm centres. This method is also used to measure Studded Walls and Loft Joists.

If your project is going through building control then you will need to know your rafter centres to use our online U-Value Calculator which can be found on the link below.

[MultiFoil Insulation.com—U-Value Calculator](https://www.multifoilinsulation.com/u-value-calculator)

If you would like any assistance on calculating U-Values then please call our technical team on 0114 323 0012

MultiFoil-Insulation.com

0114 323 0012