

FloorQuilt

Multi-layer insulation blanket for floors

FloorQuilt is an **ultra thin** thermal insulation for solid floor applications. FloorQuilt can be used to improve the thermal performance of your floor and ideal for use in combination with hot water underfloor heating systems.

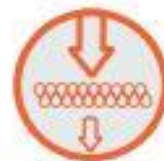
- ✓ Resists the passage of moisture through floors
- ✓ Non degradable maintaining thermal performance and product integrity
- ✓ UK manufactured
- ✓ Improves the performance of the underfloor heating through uniform reflection of the heat generated
- ✓ Slim profile and high insulation values make it ideal for use where floor height is an issue



Ultra Thin Profile
Increasing available living space



Quick & Easy
Project completion time improved



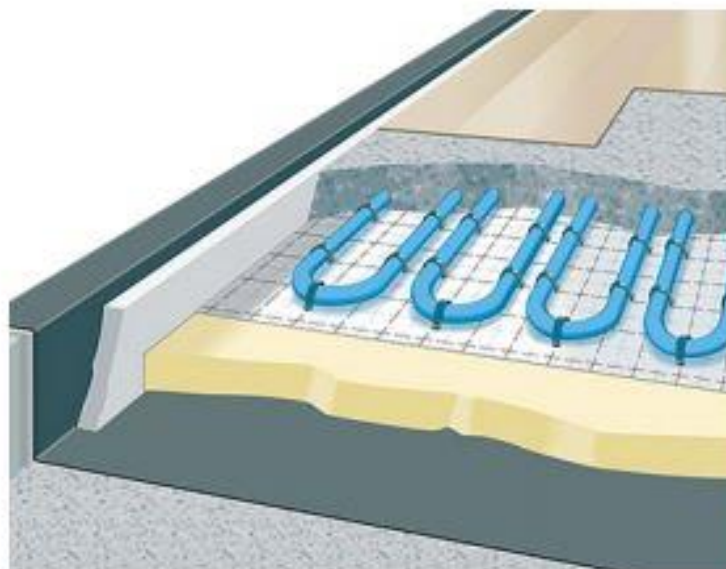
Reduces Impact Noise
Unwanted noise reduced
Increasing living quality



Resists Moisture
Resists the passage of moisture through the floor

FloorQuilt can be used to enhance u-values in both new build and renovation projects.

FloorQuilt is fully flexible and easily cut to fit, requires no specific PPE and is easy to transport




Uniformly reflects the heat from the hot water underfloor heating system back up into the room

Eliminates the risk of thermal bridging improving overall energy performance

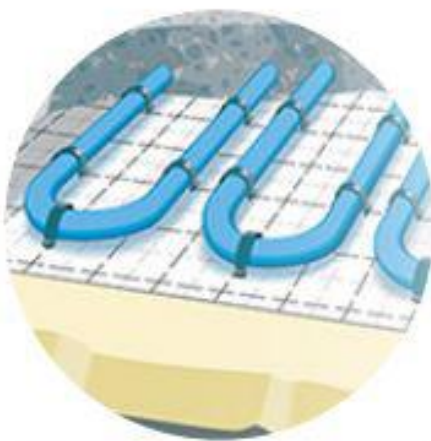
General Fixing Instructions

Installation of FloorQuilt for solid floor applications and additional insulation products should be in accordance with the manufacturer's fixing instructions and current good building practice.

- ▶ Ensure floor is clean and free from debris.
- ▶ Lay FloorQuilt directly to the solid floor surface, starting at the wall edge with a minimum of 100mm overlapping the wall edge.
- ▶ FloorQuilt can be cut easily with a craft knife or a sharp pair of scissors.
- ▶ FloorQuilt should be butt jointed along the edges on the membrane where they meet each other, covering joints with YBS FloorQuilt jointing tape.
- ▶ The next stage is to install your under floor heating system using the integrated gridding outer membrane to align your hot water piping. (if you are not installing an under floor heating system please progress to the next step).
- ▶ No protective clothing/handling required.
- ▶ The final step is to install the floor screeding in accordance with the manufacturers instructions and current good building practice.



YBS Insulation offers a comprehensive range of insulation products and cavity closers, for more information please visit our website www.ecohome-insulation.com



Integrated grid membrane, enabling easy installation of underfloor heating hot water pipes.



Technical Properties

Product Description	
13 Components	
Thickness	6mm approx.
Weight	250g/m ²
Dimensions & Weights	
Width	1.5m
Length	10m
Area per roll	15m ²
Weight	5.25Kg
Acoustic Performance	
Impact Noise Delta L	: up to 22db